









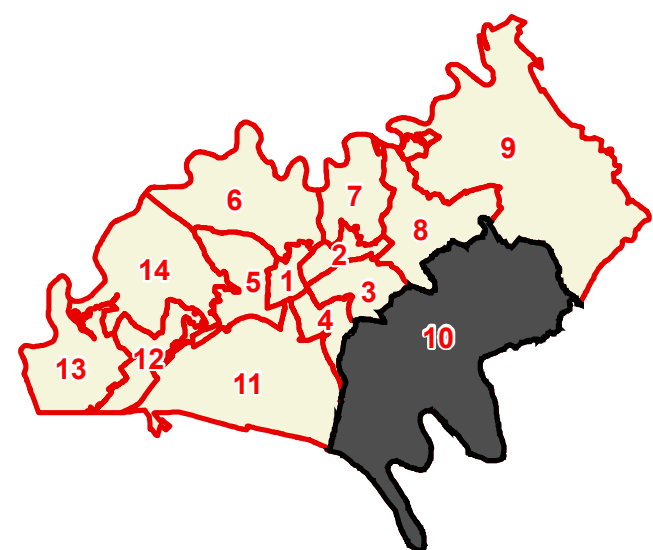


# Hamblen County

## County Commission District 10

|                     |       |
|---------------------|-------|
| # OF COMMISSIONERS  | 1     |
| TOTAL POPULATION    | 4,788 |
| DEVIATION           | 181   |
| % DEVIATION         | 3.9%  |
| WHITE POPULATION    | 4,317 |
| % WHITE             | 90.2% |
| BLACK POPULATION    | 64    |
| % BLACK             | 1.3%  |
| OTHER POPULATION    | 407   |
| % OTHER             | 8.5%  |
| HISPANIC POPULATION | 225   |
| % HISPANIC          | 4.7%  |

-  County Commission District
-  Interstates
-  U.S. Highway
-  State Highway
-  Local Roads
-  Railroads
-  Powerline (Incomplete)
-  Stream
-  Lakes / Rivers
-  City, Town



Created On: 12/21/2021